

NEW



AGRI LOADALL | 526-56/527-58

Gross power: 81kW/109hp | Lift capacity: 2,500kg – 2,600kg | Lift height: 5,600mm – 5,800mm



HANDLING IT ALL WITH EASE.

With narrow spaces, slippery ground and heavy workloads, the agricultural environment represents a unique challenge for operators and their machinery. The new JCB 526-56 and 527-58 loadalls are designed to meet this challenge head-on. Compact dimensions, incredible manoeuvrability, unparalleled build quality and all-day operator comfort are just the beginning.

Access all areas.

JCB's Euro Stage IV/Tier 4 Final Agri Loadalls are now enhanced with a number of new features to greatly improve productivity, controllability and efficiency.

The 526-56 Agri Plus now features a four-speed powershift transmission as standard while the hydrostatically driven 527-58 Agri Plus is now fitted with the Varispeed transmission as standard. But the improvements don't just stop there.

The 526-56 and 527-58 Loadall offers a unique opportunity with its compact dimensions, high power to weight ratio and exceptional tractive effort of up to 6 tonnes**.

NEW FOUR-SPEED POWERSHIFT TRANSMISSION NOW STANDARD*

NEW HYDROSTATIC DRIVE WITH VARISPEED TRANSMISSION AS STANDARD**

NEW POWERFUL 81KW (109HP) JCB ECOMAX ENGINE

NEW SINGLE LEVER SERVO JOYSTICK FOR IMPROVED CONTROL

NEW UP TO 2700KG LIFT CAPACITY

DPF-FREE ENGINE DESIGN SAVES TIME AND MONEY

LIMITED SLIP DIFFS OPTIONAL 2/4WD AS STANDARD

13% FUEL SAVING OVER JCB TIER 3 ENGINES

PREMIUM QUALITY COMPONENTRY AND BUILD FOR LONG SERVICE LIFE

* = 526-56 AgriPLUS

** = 527-58 AgriPLUS

HANDLING IT ALL WITH EASE



AGRI LOADALL 526-56/527-58

3

PRODUCTIVITY AND PERFORMANCE.

LIKE ALL JCB AGRI LOADALLS, THE 526-56 AND 527-58 ARE DESIGNED TO OFFER CLASS-LEADING PRODUCTIVITY. THAT MEANS YOU CAN EXPECT SUPERLATIVE MANOEUVRABILITY, PERFORMANCE, VERSATILITY, VISIBILITY, CYCLE TIMES AND ERGONOMICS.

Freedom of movement.

1 The 526-56 and 527-58 Loadalls boast excellent manoeuvrability and fast travel times across site, courtesy of a compact wheelbase and large steering lock angles.

2 You can switch between three steering modes – two-wheel steer for general everyday use in and around the farm; four-wheel steer for working in tight spaces; and crab steer for positioning or manoeuvring close to walls and buildings.

Smart Hydraulic.

JCB's Smoothride System (SRS) improves load retention and increases operator comfort (and therefore productivity) when travelling at speed on the road or on uneven fields.

3 An innovative auto bucket control system feature allows you to automatically shake debris from your shovel. Operated from a feature button on the joystick, you can even control the level of rattle.

4 For added versatility, JCB 526-56 and 527-58 AGRI Loadalls are now fitted as standard with a single boom auxiliary feature that can power a wide range of attachments. The cab now boasts a pressure release button for the front hydraulic auxiliary service, making attachment changeovers quicker as the engine can be kept running (when safe to do so).

With optional Limited Slip Differentials and Two or Four Wheel Drive (2/4WD) as standard you get plenty of traction and performance even in soft, muddy areas.



PRODUCTIVITY AND PERFORMANCE

Raising the bar.

5 The JCB EcoMAX T4F/ Stage IV engine with variable geometry turbo delivers 109hp (81kW) of power and 516Nm of torque. This is produced at low engine speeds, offering you optimum response, as well as improved cycle times and tractive effort.

Our innovative quickhitch feature has three fitment options: JCB Q-fit, pin and cone, and industrial.

6 Braking is all-round servo-assisted for light, smooth and responsive stopping power.

7 Whenever you retract the boom, you now benefit from hydraulic damping for smoother, more accurate operation.

A selectable transmission dump on the foot brake or with the separate inching pedals provides superb multi-functioning and increased power during loading or rehandling.

These Loadalls are fitted with class-leading single lever controls, as well as flow sharing hydraulics. This ensures fatigue-free operation, optimum cycle times and precise operation.



To meet European demand, JCB is introducing a range of Rockinger Hitches.



QUALITY/RELIABILITY/DURABILITY.

IN ORDER TO BE TRULY EFFICIENT, THE COMPACT 526-56 AND 527-58 LOADALLS ARE DESIGNED TO PROVIDE MAXIMUM SERVICE LIFE. AS SUCH, THEY'RE MADE FROM TOP QUALITY COMPONENTS USING PREMIUM MANUFACTURING PROCESSES.

The boom on these Loadalls is mounted low in the chassis, providing an extremely rigid structure and maximum over-the-shoulder visibility.

We've fitted a tough U-shaped boom pressing with fully welded closing plates. For extra strength, we've reduced the number of joints and stress points across our integrated boom nose and one-piece closing plate.



Strength in a small package.

1 For ultimate strength and durability, we've built in large boom overlaps of up to 1.0m. A one-piece fully welded chassis maximises strength and minimises weight.

Heavy-duty axle feet help the 526-56 and 527-58 to absorb the immense stresses generated during continuous heavy material rehandling applications.

2 A stringent testing program includes high stress loading of the chassis, boom and other key components, cold climate tests, as well as repeated transmission use over thousands of typical agricultural work cycles with real customers, and prolonged use on our new rolling road facility.

To provide long-term corrosion protection, we dip the cab in electrophoretic ally prior to painting.

3 Hydraulic hoses are intelligently routed through the boom for maximum protection.



QUALITY/RELIABILITY/DURABILITY



5

Strength in a small package (cont.).

4 The side engine bonnet is recessed, giving it increased protection from site damage.

Passing every test.

5 The new Loadall range's stringent testing programme has included prolonged high stress loading of the chassis, boom and other key components, as well as repeated transmission use over thousands of cycles.

This latest T4F/Stage IV engine builds on the tried-and-proven success of the JCB EcoMAX platform. Since its launch, we've achieved over 200,000 hours of testing across the toughest applications and environments.

Made to last.

6 Keyhole castings hold the tilt and extension rams in place to further improve overall structural integrity.

7 Our hydraulic cylinders have friction-welded eye-ends for extra strength, and all pivots use hardened pins.

Because we make our own hydraulic rams, cabs, axles, transmissions and engines, every element of these Loadalls works in perfect harmony. From your point of view, that means optimum reliability and performance.

We use state-of-the-art manufacturing processes like robot machining, precision paint technology and innovative assembly techniques to achieve the very highest levels of quality.



4



6



7

AGRI LOADALL 526-56/527-58

7

COMFORT AND EASE OF USE.

DESPITE THEIR COMPACT DIMENSIONS, THE JCB 526-56 AND 527-58 ARE SPACIOUS, INTUITIVE AND COMFORTABLE TO OPERATE, WITH THE MOST ERGONOMIC CABS IN THE BUSINESS. THIS ENABLES YOU TO GET THE MOST FROM YOUR MACHINE AND ITS OPERATOR, MAXIMISING PRODUCTIVITY.

Comfortably in control.

1 All operators from novices to experts will find JCB Loadalls easy to use; the cab interior is designed to be intuitive and uncomplicated, with clear instruments, backlit switches and a familiar automotive-style control layout with hi-res TFT screen.

2 AdBlue/Diesel Exhaust Fluid usage is shown on the display, which also shows other useful information such as machine hours too.

A new exterior top door slam latch feature means you can now close the upper door from outside.

Our rear-mounted clean air kit option keeps the cab environment as fresh as possible. Perfect when cleaning out poultry sheds.

The deluxe cab trim incorporates rear seat storage and a cubby box mounted on the off-side rear of the seat.

3 Create the perfect working environment by choosing air conditioning with its productivity-enhancing 7-speed fan to optimise your cab heating and cooling.



To make it easier to operate the boom controls, there's an arm rest on the seat providing comfort and support.

New JCB Loadalls provide access to a comprehensive range of fuel information via the dash TFT screen. Check fuel remaining, fuel used since last fill/reset, and present average fuel consumption.



1



2



3

COMFORT AND EASE OF USE



4

Improving manoeuvrability.

4 The JCB 526-56 and 527-58 have electro servo hydraulics for fully proportional, smooth and accurate control of all boom functions. The single lever servo controls with proportional auxiliaries, meanwhile, are quick, easy and precise to use.

On the move.

5 The 526-56 Agri Plus now features a four-speed powershift transmission as standard while the hydrostatically driven 527-58 Agri Plus is now fitted with the Varispeed transmission as standard. This slick feature provides peerless control, great tractive effort, fast acceleration and a top speed of up to 40km/h*.


6 Overall transmission responsiveness and ease of operation have been improved on the JCB 527-58. What's more, Tortoise Mode has been increased to 8km/h to improve rehandling performance.

Loading is easier and faster with the 526-56 and 527-58 thanks to pedal operated transmission disconnect or separate inching pedal.

* Territory dependent



4



5



6

EFFICIENCY.

THE 526-56 AND 527-58 ARE DESIGNED TO GIVE YOU THE MAXIMUM POSSIBLE RETURN ON YOUR INVESTMENT, WITH FUEL-EFFICIENT JCB ENGINES, UNPARALLELED RESALE VALUE AND LOW RUNNING COSTS ALL PART OF THE PACKAGE.

EcoMAX: compact and efficient.

1 JCB's innovative Clean Burn technology helps EcoMAX to meet T4F/Stage IV regulations using only a sealed-for-life Selective Catalytic Reduction (SCR) system instead of after-treatments like Diesel Particulate Filters (DPFs). There are many benefits to this setup, including the fact that you don't have to worry about time-consuming DPF regeneration or costly replacement.

2 As standard a hydraulic variable-speed and reversible cooling fan is fitted to the JCB 526-56 and 527-58 which automatically reacts to ambient temperature and adjusts the fan speed for maximum economy and minimal noise. The fan's superior airflow also reduces dust blow from the ground.

Efficiency all round.


3 When you buy a JCB 526-56 or 527-58 Loadall, you buy a machine that boasts proven demand supported by legendary productivity and build quality, ensuring high residual values all over the world. EcoMAX can be adapted to run on lower-grade fuels, making our Loadalls resalable across different territories, with a corresponding boost to residuals.

4 High back-off brakes reduce viscous drag during roading and rehandling, which improves economy by up to 2%.

We've reduced the Powershift transmission oil level for a 1% efficiency boost.

Electronic high-pressure common rail fuel injection improves economy whilst maintaining excellent power and torque; a new electronically managed hydrostatic transmission on the 527-58 means you can really make the most of all that power.

The latest EcoMAX engines use 13%* less fuel than our Tier 3 engines, saving you money.



By producing high levels of power and torque even at engine speeds as low as 1500-1600rpm, EcoMAX can provide fuel-efficient matching of transmission and hydraulics.



* 527-58, based on re-handling duty cycle versus Tier 3 units.

LESS SERVICING, MORE SERVICE.

NATURALLY, YOU WANT YOUR 527-58 OR 526-56 TO SPEND AS MUCH TIME AS POSSIBLE AT WORK, NOT BEING WORKED ON; THAT'S WHY THESE AGRI LOADALLS HAVE LONG SERVICE INTERVALS. AND, WHEN ROUTINE MAINTENANCE IS REQUIRED, YOU'LL FIND THAT IT'S QUICK AND EASY TO CARRY OUT.



1

Less is more.

1 Lengthy 500-hour service intervals help to minimise downtime, yet still keep your Loadall well maintained and in peak condition.

Most other T4F/ Stage IV engines use a DPF or DOC, with all the additional maintenance that entails. The SCR system employed on EcoMAX units eliminates the need to replace or clean these expensive elements; this keeps residual values high.

Servicing made easy.

2 You can access the battery on these Loadalls easily (and without specialist tools) via a lockable cover that's opened with the ignition key.

It's easy to fill both the diesel and AdBlue tanks from ground level. Both tanks also have built-in pre-filters in the filler necks to guard against dirt and contaminants.

3 A dry lubricant system means AGRI Loadall wear pads are extremely durable, with service intervals of 500 hours.

The filters on a 526-56 or 527-58 (engine oil, hydraulic oil and fuel) are centrally located for fast, easy servicing. The air filter is easily accessible too, and its double-element design simplifies cleaning.

Bonnets on JCB Loadalls open and close easily with gas-assisted cylinders. The service bay is large and wide for good access to three sides of the engine.



2



3

SAFETY AND SECURITY.

A JCB 526-56 OR 527-58 CAN SAVE MORE THAN JUST TIME AND MONEY; ITS STRINGENT SAFETY MEASURES AND CUTTING-EDGE ANTI-THEFT TECHNOLOGY CAN SAVE ITSELF, ITS OPERATOR AND BYSTANDERS FROM DANGEROUS SITUATIONS.

Safe operation.

1 A low boom profile and low boom pivot make for excellent rearward visibility. Because EcoMAX doesn't use a DPF, the bonnet line is lower. This makes for superior visibility and manoeuvrability.

2 Your JCB Loadall is equipped with a full set of side and rear-view mirrors for all-round visibility and safety compliance.

To protect bystanders, a reverse alarm is standard-fit on the 526-56 and 527-58. A seat safety switch disables forward and reverse controls when the operator isn't seated.

3 Opt for front and top screen roof guards as well as a load guard on your Q-fit carriage and you'll be more protected from falling loads/debris.

4 Optional front and rear work lights provide improved all-round visibility (there's an LED option for ultimate nighttime performance). You can also choose a rear towing hitch work light option to make changeovers easier.

Ergonomically positioned grab handles and one cab step offer quick and easy ingress and egress allowing the operator to maintain three points of contact.




1



2



3



4

5 Hose burst check valves (HBCVs) are fitted as standard to the rams, preventing a collapse in the event of hose failure.

6 JCB Adaptive Load Control automatically prevents your machine from overturning forwards during heavy load handling.

Guarding against theft.

7 Our factory-fit immobilisers can result in a significant reduction in your insurance premiums. You can choose whether your immobiliser is operated by a key or a 4-digit code keypad that automatically arms itself after a set period of time following engine shutdown.

8 Cesar is a simple and effective method of machine identification and registration that's operated by police across the UK and Ireland. JCB fully supports this initiative and we fit it as standard to all UK market machines.

Our Loadalls all carry a Thatcham 3-star security rating, which can help to reduce your insurance premiums.



5



6



7



8

POULTRYMASTER.

THE 527-58'S COMPACT DIMENSIONS AND EXCELLENT TRACTIVE EFFORT MAKE IT A PERFECT CHOICE FOR POULTRY FARMERS. EVEN MORE SO WHEN YOU EQUIP YOUR MACHINE WITH OUR POULTRYMASTER PACKAGE OF SPECIALLY TAILORED FEATURES.

Safe operation.

- 1** Picking, loading and placing bird crates is quicker and easier with a JCB long fork attachment, a key component of the 527-58's PoultryMaster package.
- 2** The Clean Air Kit included in the PoultryMaster package helps to keep the cab free from dust and odour, creating the perfect operator environment when working in poultry housing.
- 3** Because fowl can be sensitive to particular types of light, the Poultrymaster package includes blue LED worklights on both the front and rear of the machine.
- 4** Manoeuvrability on this AGRI Loadall is superb; in cramped spaces like poultry sheds, you'll be glad of all-wheel-steer and tight steering lock angles.



ATTACHMENTS.

FROM FORKS AND SHOVELS TO SPECIALISED AGRICULTURAL ATTACHMENTS, OUR GENUINE JCB ATTACHMENTS RANGE CAN BE PERFECTLY MATCHED TO ANY APPLICATION.

Powergrab.

The improved traditional tool for the stock farmer, these well-proven units are available in a range of sizes with options of forged or Hardox tines.



Shear grab.

Designed to cleanly cut grass and maize silage from the clamp, these units feature Hardox or forged tines, a heavily reinforced construction and powerful action. The serrated front blades are individually replaceable to minimise repair costs.



Multishovels.

Intelligent design and rigorous testing has ensured that these multishovels are tough enough to withstand many hours of hard work. As part of the JCB extensive testing process our prototype units have been put to work on multiple UK and European working farms.



Agricultural shovel.

High quality steel design with optional drilled toeplates to allow for additional bolt-on plates. Lightweight Domex material for maximum durability and productivity.



Bucket brush.

High strength Domex steel means that our new bucket brush range is both hard wearing and built to last. A versatile tool which can be used to sweep and collect a large variety of materials such as mud, grain, slurry, aggregate and equine waste.



Twin bale spike.

Dual tine set allows for the capability to handle two 1.8m diameter round bales or a single large square bale. The 6 KV tines are designed for maximum strength and durability as well as convenient replacement.



Forks.

Quick and easy attachment, resulting in reduced time of changeover, ultimately increasing productivity.

LIVELINK, WORK SMARTER.

LIVELINK IS AN INNOVATIVE SOFTWARE SYSTEM THAT LETS YOU MANAGE JCB MACHINES REMOTELY – ONLINE, BY EMAIL OR BY MOBILE PHONE. ACCESS EVERYTHING FROM MACHINE ALERTS TO FUEL REPORTS AND HISTORY INFORMATION, WITH ALL DATA STORED AT A SECURE CENTRE.




Maintenance benefits

Manage machine maintenance easily – accurate hours monitoring and service alerts improve maintenance planning, while real-time location data helps you manage your fleet. Critical machine alerts and maintenance history records are also available.



Productivity and cost benefits

By providing information like idle time monitoring and machine fuel consumption, JCB LiveLink helps reduce your fuel usage, saving money and improving productivity. Machine location information can help improve efficiency and even reduce insurance costs.



Security benefits

Livelink's real-time geofencing alerts tell you when machines move out of predetermined zones, and real-time curfew alerts inform you of unauthorised usage. Further benefits include real-time location information and PIN code management (to remotely authorise usage – perfect for plant hire).



VALUE ADDED.

JCB'S WORLDWIDE CUSTOMER SUPPORT IS FIRST CLASS. WHATEVER YOU NEED AND WHEREVER YOU ARE, WE'LL BE AVAILABLE QUICKLY AND EFFICIENTLY TO HELP MAKE SURE YOUR MACHINERY IS PERFORMING TO ITS FULL POTENTIAL.



1



2

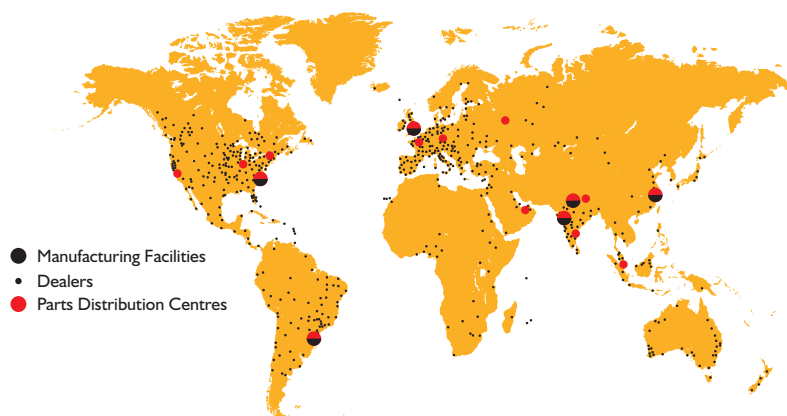


3

1 Our Technical Support Service provides instant access to factory expertise, day or night, while our Finance and Insurance teams are always on hand to provide fast, flexible, competitive quotes.

2 The global network of JCB Parts Centres is another model of efficiency; with 16 regional bases, we can deliver around 95% of all parts anywhere in the world within 24 hours. Our genuine JCB parts are designed to work in perfect harmony with your machine for optimum performance and productivity.

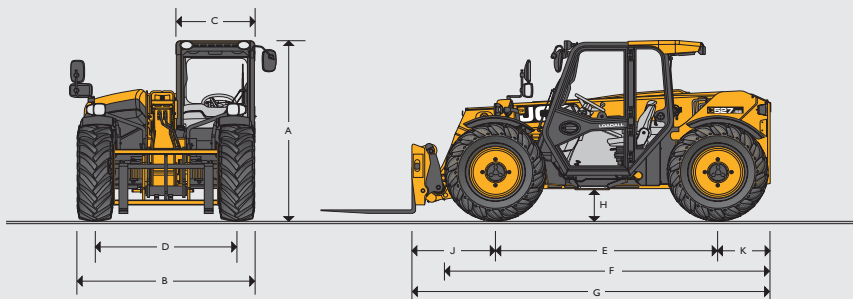
3 JCB Assetcare offers comprehensive extended warranties and service agreements, as well as service-only or repair and maintenance contracts. Irrespective of what you opt for, our maintenance teams around the world charge competitive labour rates, and offer non-obligation quotations as well as fast, efficient insurance repair work.



Note: JCB LIVELINK and JCB ASSETCARE may not be available in your region, so please check with your local dealer.

SPECIFICATION AGRI LOADALL 526-56/527-58

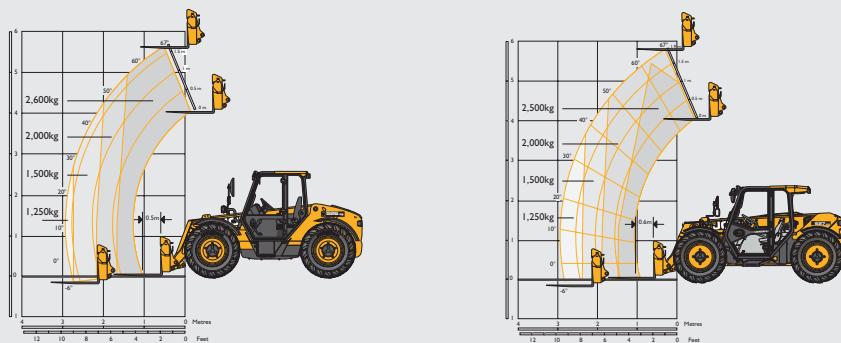
STATIC DIMENSIONS



Machine model	526-56		527-58	
			Low cab 20" tyres	Standard cab 24" tyres
A Overall height*	m	2.40	2.00	2.15
B Overall width (over tyres)*	m	2.29	2.04	2.10
C Inside width of cab	m	0.88	0.88	0.88
D Front track	m	1.81	1.60	1.70
E Wheelbase	m	2.66	2.61	2.61
F Overall length to front tyres	m	4.07	3.73	3.83
G Overall length to front carriage	m	4.66	4.42	4.42
H Ground clearance	m	0.44	0.3	0.36
J Front wheel centre to carriage	m	1.20	1.20	1.20
K Rear wheel centre to rear face	m	0.78	0.61	0.61
Carriage roll back angle	degrees	38.5	40	40
Carriage dump angle	degrees	33	40	40
Outside turn radius (over tyres) 4WS	m	3.58	3.15	3.46
Weight	kg	6270	5900	5900
Tyres		460/70 R24	380/75 R20	450/70 R24

*Dependant upon tyre specified.

LIFT PERFORMANCE



Machine model	526-56		527-58	
			Low cab 20" tyres	Standard cab 24" tyres
Maximum lift capacity	kg	2600	2500	2500
Lift capacity to full height	kg	2600	1800	1800
Lift capacity at full reach	kg	1250	1250	1250
Lift height	m	5.60	5.80	5.80
Reach at maximum lift height	m	0.53	0.33	0.29
Maximum forward reach	m	2.95	3.00	2.90
Reach with 1 tonne load	m	2.95	3.00	2.90
Placing height	m	4.87	4.54	4.54

Complies with Australian Standard AS 1418.19

AGRI LOADALL 526-56/527-58 SPECIFICATION

ENGINE

Latest technology and advanced design provides low fuel consumption, reduced noise, high torque and power output, total reliability and minimal maintenance.

Machine model	526-56 / 527-58	
Model	Agri Plus	
Manufacturer	JCB	
Displacement	ltr	4.4
No. of cylinders		4
Bore size	mm	103
Stroke	mm	132
Aspiration	Turbocharged cooled	
Power rating		
Power @ 2200rpm	kW (hp)	81 (109)
Torque rating		
Torque @ 1300rpm	Nm	440

HYDRAULICS

Two stage gear pump, fitted with suction strainer and filter. One boom end auxiliary hydraulic service fitted as standard.

Machine model	526-56	527-58
Operating system pressure	bar	260
Flow at system pressure @ 2200rpm	ltr/min	80
Hydraulic cycle times	Seconds	Seconds
Boom raise	5.2	4.7
Boom lower	3.8	3.4
Extend	4.5	4.9
Retract	2.4	2.8
Bucket dump	2.6	2.2
Bucket crowd	3.1	2.8

CAB

Quiet, safe and comfortable cab conforms to ROPS ISO 3471 and FOPS ISO 3449. Tinted glass all round, with laminated roof screen. Roof bars, front screen and roof screen wipers and heater/screen demister. Rear opening window with wash/wipe. Audio-visual warning system for coolant temperature, engine oil pressure, air-cleaner, battery charge, transmission oil temperature and pressure, water in fuel, hourmeter, road speed indicator, fuel gauge, engine temperature, clock and inclinometer. Adjustable suspension seat, tilt steer column, park brake, floor mounted throttle and brake pedals.

Hydraulic controls: Single lever servo joystick, incorporating forward/neutral/reverse, with progressive extend/retract and auxiliary incorporating constant flow facility.

Load Moment Indicator: Automatic eye level audio-visual load moment indicator warning system receiving a signal from a load sensor on the rear axle. This system continuously monitors the machine's forward stability and leaves the operator in control at all times.

OPTIONS AND ACCESSORIES

Both machines

Options: Front and rear worklights (with an option of LED), rotating flashing beacon, fire extinguisher, front screen guard, air conditioning, radial tyres, 2 boom end auxiliary services, sunblind, radio kit, carriage hydraulic locking, optional limited slip differential in front axle, air suspension seat, reversing fan, 2-speed and intermittent front wash/wipers, Smoothride, towing facility with trailer lighting facility.

527-58 Poultrymaster options: Blue LED worklights; 100x50x2000mm forks; heated mirrors, cab clean air kit.

Attachments: available with tool carrier or Q-Fit style carriage. Contact your local dealer for details of the comprehensive range.

527-58 only: Low cab, 20" tyres.

TRANSMISSION

527-58: Closed loop variable displacement pump with a continuously variable hydrostatic drive. Comprising of a mechanical gearbox, hydraulic motor and control unit. Permanent 4 wheel drive. Travel speed: 30kph (19mph) and 40kph (25mph).

526-56: JCB Powershift transmission incorporating torque converter, bevel box and a 4 speed powershift gearbox in one resiliently mounted unit. A combined steering column mounted switch incorporating directional control and 4 forward and 4 reverse powershift gears. Transmission disconnect on loader lever.

Travel speed: 40kph (33kph option)
Front and rear drive axles: JCB epicyclic hub reduction drive/steer axles with Max-Trac torque proportioning differentials.
2/4 wheel drive disconnect.

BOOM AND CARRIAGE

Boom is manufactured from high tensile steel. Low maintenance, hard wearing pads. JCB tool carrier/Q-Fit parallel lift carriage with mechanical pin locking.

ELECTRICS

12v negative earth. 95 AH heavy duty battery. 95 amp alternator. Full road lighting. Reversing light. Direction indicators. Hazard warning. Reverse alarm.

STEERING

Hydrostatic power steering with power track rods on both axles.

Three steer mode options: Front wheel steer; all wheel steer; crab steer; operated from in the cab by a selection lever.

Option: In cab selector switch with Auto Align.



ONE COMPANY, OVER 300 MACHINES.

AGRI LOADALL 526-56/527-58

Gross power: 81kW/109hp Lift capacity: 2,600kg – 2,700kg Lift height: 5,600mm – 5,800mm

1300 522 232 | jcbcea.com.au

©2015 JCB Sales. All rights reserved. No part of this publication may be reproduced, stored in a retrieval system, or transmitted in any form or by any other means, electronic, mechanical, photocopying or otherwise, without prior permission from JCB Sales. All references in this publication to operating weights, sizes, capacities and other performance measurements are provided for guidance only and may vary dependant upon the exact specification of machine. They should not therefore be relied upon in relation to suitability for a particular application. Guidance and advice should always be sought from your JCB Dealer. JCB reserves the right to change specifications without notice. Illustrations and specifications shown may include optional equipment and accessories. The JCB logo is a registered trademark of J.C. Bamford Excavators Ltd.

Your nearest JCB dealer

