

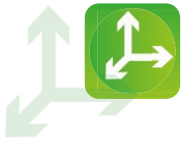


TURBOFARMER COMPACT
TF30.9-100 EE, TF30.9 L-100 EE


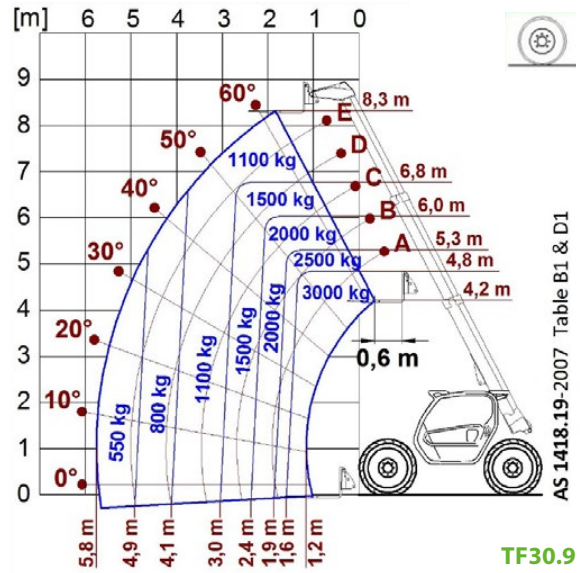


| | PERFORMANCE AND FEATURES | TF30.9-100 EE | | |
|---------------------------------|--|---------------------|--|--|
| | PERFORMANCE | | | |
| | Total unladen weight (kg) | 6650 | | |
| | Maximum capacity (kg) | 3000 | | |
| | Lifting height (m) | 8,3 | | |
| | Maximum reach (m) | 5,8 | | |
| | Maximum operating height (m) | 4,8 | | |
| | Maximum operating reach (m) | 1,6 | | |
| | Capacity at maximum height (kg) | 1100 | | |
| | Capacity at maximum reach (kg) | 550 | | |
| | Lateral boom movement (mm) | - | | |
| Tilting correction (%) | - | | | |
| Boom sections | 3 | | | |
| | POWERTRAIN | | | |
| | Turbo motor | Kubota V3800 | | |
| | Displacement/cylinders | 3800/4 | | |
| | Engine Power (kW/HP) | 74/100 | | |
| | Anti-pollution technology | TIER 3, STAGE IIIA | | |
| | Reversible fan | ● | | |
| | Maximum speed (km/h) | 40 | | |
| | Fuel tank (l) | 80 | | |
| | AdBlue tank (l) | - | | |
| | Hydrostatic transmission | ● - 2V | | |
| | EPD | - | | |
| | Axles | Axial | | |
| | Reduction hub | Epicyclic | | |
| | Machine brakes | Dry discs | | |
| | Automatic parking brake | ● | | |
| | HYDRAULIC | | | |
| | Hydraulic pump | LS+FS | | |
| | Flow rate/pressure (l/min – bar) | 140-210 | | |
| | Hydraulic tank | 85 | | |
| | Hydraulic outlet at the top of the boom | ● | | |
| Rear hydraulic outlets | ○ | | | |
| | CAB | | | |
| | Cab configuration | ECO | | |
| | MCDC | Complet | | |
| | FOPS LIV II cab | ● | | |
| | ROPS cab | ● | | |
| | Cab commands | Electronic joystick | | |
| | Tilting Cab | - | | |
| Reverse shuttle | Dual reverse | | | |
| | CONFIGURATION | | | |
| | Cab suspension | - | | |
| | Boom suspension | ● | | |
| | Suspension on axles | - | | |
| | Work headlights on cab | ● | | |
| | Sun blind | ● | | |
| | Tac-lock | ● | | |
| | Provision for a platform | ○ | | |
| | Two floating forks | ● | | |
| | Inching-Control | ● | | |
| | Four-wheel drive | ● | | |
| | Four-wheel steering | ● | | |
| | Three steering modes | ● | | |
| | Standard tyres | 400/70-20 | | |
| | Optional tyres | - | | |
| | Stabilisers | - | | |
| | Turret rotation | - | | |
| | Type approval as an agricultural tractor | - | | |
| Approval with PNEUMATIC braking | - | | | |
| Approval with HYDRAULIC braking | - | | | |
| PTO | - | | | |
| 3-point linkage | - | | | |

- Not Available. ● standard. ○ optional.

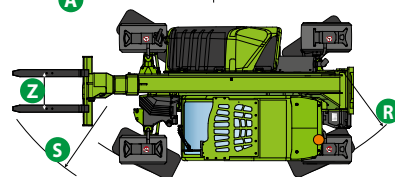
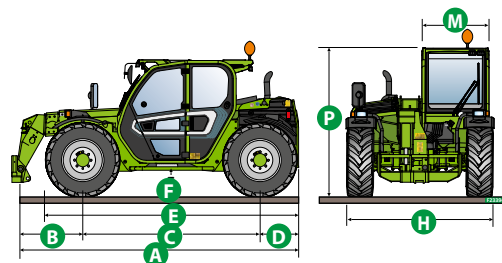



LOAD CHARTS



DIMENSIONS

| | TF30.9 100 EE | | |
|--------|------------------|--|--|
| A (mm) | 4330 | | |
| B (mm) | 990 | | |
| C (mm) | 2740 | | |
| D (mm) | 600 | | |
| E (mm) | 3910 | | |
| F (mm) | 340 (300 L) | | |
| H (mm) | 2100 | | |
| M (mm) | 995 | | |
| P (mm) | 2120 (2020 L) | | |
| R (mm) | 3930 | | |
| S (mm) | 4660 | | |
| Z (mm) | 850 | | |





MERLO GROUP AUSTRALIA PTY LTD

27 Colin Jamieson Dve, Welshpool (Perth), WA 6106
Tel. (08) 9358 3110 - Fax (08) 9358 4110


120 Toongabbie Road, Girraween, NSW 2145
Tel. (02) 9688 0600

Tel:1300 657 325

info@merloaustralia.com.au

www.merloaustralia.com.au

Your Merlo dealer



DS_TF309EE_0720_AUS