

The 8 Series Utility range

What do you integrate?

Sustainable Productivity

Atlas Copco







The 8 Series Utility range

The dictionary defines the word utility as the state of being useful, profitable or beneficial – the 8 Series Utility range combines all three benefits inside a light weight, compact package. This range may not have any wheels, but all the integrated features mean we are proud to call this a mobile, easy to move compressor.

All 8 Series compressors are under 750 kg and service can always be completed under one hour. The Utility range offers models with our revolutionary PACE system. PACE enables you to control the pressure and regulate the flow – giving you even more versatility to handle the toughest applications. All models come with a corrosion free C3 rated canopy.

What makes an 8 Series?

Light weight 	Always below 750 kg. A footprint at least 10% more compact than any comparable model.	
Service 	Simplicity, speed and long service intervals. Service takes less than 60 minutes and no special tools are required.	
Built better 	More features as standard. Breaking new ground when it comes to efficiency.	

Introducing PACE technology



The PACE controller locks in, and regulates, the perfect combination!

What PACE is:

- ✓ An electronic regulation system programmed via a digital controller.
- ✓ A system that offers the widest operating pressure range within a single compressor. Allowing multiple pressure and flow combinations.
- ✓ A simple to use system with pinpoint accuracy and ensuring safety. Guaranteeing the long-term performance of the compressor.
- ✓ A system that gives you the versatility of three machines in one package.

What PACE is NOT:

- ✗ A linear system where adjusting the pressure dictates the flow.
- ✗ A regulation valve where you use guess work to manually adjust the settings.





TECHNICAL DATA

U75-U110 (PACE)

U130-U190 (PACE)

Performance		U 75	U 110	U110 PACE	U 130	U 175	U 190	U 190 PACE
Normal effective working pressure	bar (g)	7	7	5-10,5	7	7	7	5-10,5
	psi (g)	100	100	70-150	100	100	100	70 - 150
Free air delivery	cfm	75	100	45-100	130	175	190	90-190
	m³/min	2,1	2,8	1,3 - 2,8	3,7	5	5,4	5,4 - 2,5
Max. ambient temperature at sea level	°C	50	50	50	50	50	50	50
Min. starting temperature / cold start kit	°C	-10/-20	-10/-20	-10/-20	-10/-20	-10/-20	-10/-20	-10/-20

Engine								
Model		Kubota D722	Kubota D902	Kubota D902	Kubota V 1505	Kubota V 1505 T	Kubota V 1505 T	Kubota V 1505 T
Number of cylinders		3	3	3	4	4	4	4
Power output @ normal shaft speed	kW	14,9	18,5	18,5	26,5	32,5	32,5	32,5
Full load RPM	rpm	3400	3600	3600	3000	3000	3000	3000
Unload RPM	rpm	1800	2000	2000	1600	1600	1600	1600

Capacity								
Engine oil	l	3	3	3	5,5	5,5	5,5	5,5
Compressor oil	l	5	5	5	9	9	9	9
Fuel tank	l	30	30	30	62	62	62	62
Cooling system	l	5	5	5	8,5	8,5	8,5	8,5
Optional extended fuel tank	l	N/A	N/A	N/A	24	24	24	24

Dimensions								
Length	mm	1580	1580	1580	1870	1870	1870	1870
Width	mm	740	740	740	950	950	950	950
Height	mm	850	850	850	1040	1040	1040	1040
Weight (inc. fuel)	kg	488	488	498	704	704	704	720



AS STANDARD

- Best in class fuel efficiency.
- A footprint at least 10% smaller than comparable models.
- Starter motor protection system.
- Anti-air lock starting system.
- High-humidity C3 corrosion protection.
- 1000 hours service interval.
- Integrated lifting slots and top-hook.
- Enough fuel autonomy to run a full shift.



OPTIONAL EXTRAS

- PACE system (Pressure Adjustment thru Cognitive Electronics): You control the pressure and the machine regulates the flow.
- Generator option: Turn your compressor into a multi-function machine for both air and power. (6 kVA semi-simultaneous and a 15 kVA non-simultaneous).
- Integrated aftercooler/water separator to protect your tools downstream.
- Plus many more. Including custom colours, starting kits, refinery equipment and filtration.

www.atlascopco.com



Product Portfolio

AIR COMPRESSORS

READY TO GO

- 1-5 m³/min
- 7-12 bar



VERSATILITY

- 5,5-22 m³/min
- 7-20 bar



PRODUCTIVITY PARTNER

- 19-116 m³/min
- 10-345 bar



Diesel and electric options available.

GENERATORS

PORTABLE

- 1,6-12 kVA



MOBILE

- 9-1450* kVA



INDUSTRIAL

- 10-2250* kVA



*Multiple configurations available to produce power for any size application.

DEWATERING PUMPS

ELECTRIC SUBMERSIBLE

- 250-16.500 l/min



CENTRIFUGAL DIESEL DRIVEN

- 833-23.300 l/min



SMALL PORTABLE

- 210-2500 l/min



LIGHT TOWERS

LED



METAL HALIDE



ELECTRIC



Committed to sustainable productivity

Atlas Copco's PowerTechnique business area has a forward-thinking philosophy. For us, creating customer value is all about anticipating and exceeding your future needs – while never compromising our environmental principles. Looking ahead and staying ahead is the only way we can ensure we are your long term partner.

www.atlascopco.com

Atlas Copco