

E SERIES

ELECTRIC BOOM LIFTS



Performance

Platform Height		
E300AJ/E300AJP	30 ft	9.14 m
E400AJP	40 ft	12.19 m
E400AN/E400AJPN	40 ft	12.19 m
E450A/E450AJ	45 ft	13.72 m
Horizontal Outreach		
E300AJ	20 ft 3 in.	6.17 m
E300AJP	20 ft 1 in.	6.12 m
E/M400AN	21 ft 2 in.	6.45 m
E/M400AJP/E/M400AJPN	22 ft 5 in.	6.83 m
E/M450A	23 ft 1 in.	7.04 m
E/M450AJ	23 ft 9 in.	7.24 m
Up and Over Height		
E300AJ/E300AJP	13 ft 2 in.	4.0 m
E400AJP	21 ft 6 in.	6.55 m
E400AN/E400AJPN	21 ft 6 in.	6.55 m
E450A	24 ft 7 in.	7.49 m
E450AJ	25 ft 3 in.	7.7 m
Swing	360° Non-Continuous	
Platform Capacity	500 lb	227 kg
Platform Rotator	180° Hydraulic	
Weight		
E400AJP	13,700 lb	6,214 kg
E400AN/E400AJPN	13,100 lb/14,900 lb	5,942 kg/6,759 kg
E450A	12,600 lb	5,715 kg
With Jib		
E300AJ	15,060 lb	6,831 kg
E450AJ	14,400 lb	6,532 kg
With JibPLUS		
E300AJP	15,400 lb	6,985 kg
E400AJP	13,700 lb	6,214 kg
E400AJPN	14,900 lb	6,759 kg
Ground Bearing Pressure		
E300AJ/E300AJP	170 psi	11.95 kg/cm ²
E400AJP	74 psi	5.2 kg/cm ²
E400AN/E400AJPN	95 psi/185 psi	6.7 kg/cm ² /13.0 kg/cm ²
E450A/E450AJ	64 psi	4.48 kg/cm ²
E450AJPN	75 psi	5.25 kg/cm ²
Drive Speed		
E300AJ/E300AJP	4.5 mph	7.2 km/h
E400AN/E400AJPN	4.5 mph	7.2 km/h
E400AJP/E450A/E450AJ	4.5 mph	7.2 km/h
Gradeability		
E300AJ/E300AJP	25%	
E400AN/E400AJPN	30%	
E400AJP/E450A/E450AJ	30%	
Turning Radius (Inside)		
E300AJ/E300AJP	5 ft	1.52 m
E400AJP/E450A/E450AJ	2 ft	0.61 m
E400AN/E400AJPN	2 ft 10 in.	0.86 m
Turning Radius (Outside)		
E300AJ/E300AJP	10 ft 2 in.	3.1 m
E400AJP/E450A/E450AJ	10 ft 4 in.	3.15 m
E400AN/E400AJPN	10 ft 4 in.	3.15 m



Standard Specifications

Power Source

Electrical System	48V DC	
Batteries	8 x 6V, 370 amp-hr (305 amp-hr on E300)	
Drive Motors	Dual Electric Traction—Brushless AC	
Generator Set (M Models)		
Diesel Engine Kubota 45 amp	6.7 hp	4.99 kW
Fuel Tank Capacity	4 gal	15.2 L

Hydraulic System

• E300AJ/E300AJP	2.1 gal	7.95 L
• E400AJP/E400AN	4 gal	15.2 L
• E400AJPN/E450A/E450AJ	4 gal	15.2 L
• Motor/pump	Permanent Magnet Motor/Gear Pump	

Tires

• E300AJ/E300AJP	25 x 7 x 12 Non-Marking
• E400A/E400AJP	240/55-17.5 Pneumatic
• E450A/E450AJ	240/55-17.5 Pneumatic
• E400AN/E400AJPN Front	22 x 6 x 17.5 Non-Marking
• E400AN/E400AJPN Back	25 x 7 x 12 Non-Marking

Standard Features

- Automatic Traction Control (ATC)
- Side Entry Platform
- 180 Degree Hydraulic Platform Rotator
- 110V-AC Receptacle on Platform
- Tilt Light and Alarm
- Hourmeter
- Battery Condition Indicator
- Lifting/Tie Down Lugs
- Horn
- All Motion Alarm
- Eight 6V 370 amp-hr Deep Cycle Batteries
- Brushless AC Motors

Accessories & Options

- Inward Self-Closing Swing Gate
- Platform Worklights
- Mesh to Top Rail—Bolt-on Aluminum
- Acrylic Console Shield
- Cylinder Bellows
- UL® EE Rating¹
- Flashing Amber Beacon
- Operator Tool Tray

1. Not available on Multi-Powered models

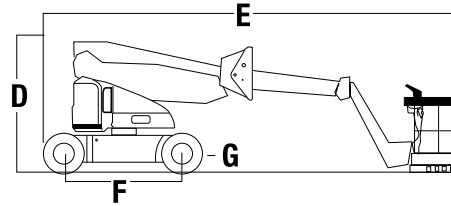
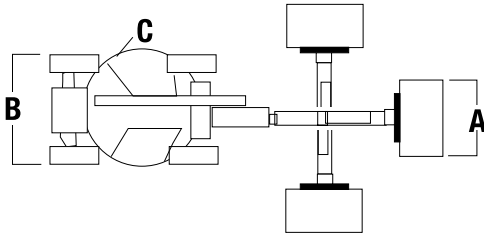
E SERIES

ELECTRIC BOOM LIFTS



Dimensions

All dimensions are approximate.



A. Platform Size

E300AJ	30 x 48 in.	0.76 x 1.22 m
E300AJP	30 x 48 in.	0.76 x 1.22 m
E/M400AN	30 x 48 in.	0.76 x 1.22 m
E/M400AJP	30 x 60 in.	0.76 x 1.52 m
E/M400AJPN	30 x 48 in.	0.76 x 1.22 m
E/M450A	30 x 60 in.	0.76 x 1.52 m
E/M450AJ	30 x 60 in.	0.76 x 1.52 m

C. Tailswing

E300AJ	Zero	
E300AJP	Zero	
E/M400AN	4 in.	10 cm
E/M400AJP	Zero	
E/M400AJPN	4 in.	10 cm
E/M450A	Zero	
E/M450AJ	Zero	

E. Stowed Length

E300AJ	18 ft 2 in.	5.54 m
E300AJP	18 ft 10 in.	5.74 m
E/M400AN	18 ft 1 in.	5.51 m
E/M400AJP	22 ft	6.71 m
E/M400AJPN	22 ft	6.71 m
E/M450A	19 ft 1 in.	5.82 m
E/M450AJ	21 ft 2 in.	6.45 m

G. Ground Clearance

E300AJ	4 in.	10 cm
E300AJP	4 in.	10 cm
E/M400AN	5 in.	13 cm
E/M400AJP	8.5 in.	22 cm
E/M400AJPN	5 in.	13 cm
E/M450A	8.5 in.	22 cm
E/M450AJ	8.5 in.	22 cm

B. Overall Width

E300AJ	4 ft	1.22 m
E300AJP	4 ft	1.22 m
E/M400AN	4 ft 11 in.	1.5 m
E/M400AJP	5 ft 9 in.	1.75 m
E/M400AJPN	4 ft 11 in.	1.5 m
E/M450A	5 ft 9 in.	1.75 m
E/M450AJ	5 ft 9 in.	1.75 m

D. Stowed Height

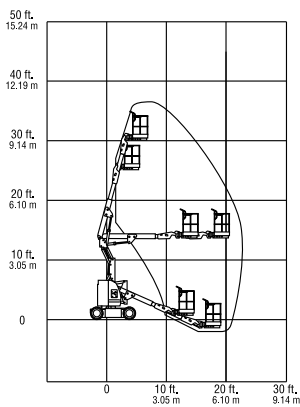
E300AJ	6 ft 7 in.	2.01 m
E300AJP	6 ft 7 in.	2.01 m
E/M400AN	6 ft 5.75 in.	1.97 m
E/M400AJP	6 ft 7 in.	2.01 m
E/M400AJPN	6 ft 5.75 in.	1.97 m
E/M450A	6 ft 6 in.	1.98 m
E/M450AJ	6 ft 7 in.	2.01 m

F. Wheelbase

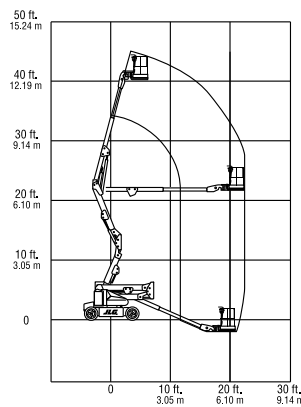
E300AJ	5 ft 5 in.	1.65 m
E300AJP	5 ft 5 in.	1.65 m
E/M400AN	6 ft 7 in.	2.01 m
E/M400AJP	6 ft 7 in.	2.01 m
E/M400AJPN	6 ft 7 in.	2.01 m
E/M450A	6 ft 7 in.	2.01 m
E/M450AJ	6 ft 7 in.	2.01 m

Reach Diagrams

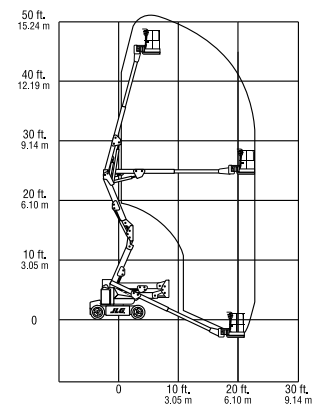
E300



E400



E450



The JLG "1 & 5" Warranty

JLG Industries, Inc. backs its products with its exclusive "1 & 5" Warranty. We provide coverage on all products for one (1) full year, and cover all specified major structural components for five (5) years. Due to continuous product improvements, we reserve the right to make specification and/or equipment changes without prior notification. This machine meets or exceeds applicable OSHA Regulations in 29 CFR 1910.67, 29 CFR 1926.453, ANSI A92.5-2006, and CSA Standard CAN3-B354.2-M82, as originally manufactured for intended applications.

Part No.: 3131119
R091509
Printed in USA

JLG Industries, Inc.
1 JLG Drive
McConnellsburg, PA 17233-9533
Telephone 717-485-5161
Toll-free in US 877-JLG-LIFT
Fax 717-485-6417
www.jlg.com

An Oshkosh Corporation Company