



**PANORAMIC HM  
P120.10HM EE**



## PERFORMANCE AND FEATURES

## P120.10HM EE

### PERFORMANCE

Total unladen weight (kg)	16200
Maximum capacity (kg)	10000
Lifting height (m)	9,8
Maximum reach (m)	5,4
Maximum operating height (m)	6,6
Maximum operating reach (m)	1,4
Capacity at maximum height (kg)	4000
Capacity at maximum reach (kg)	2300
Lateral boom movement (mm)	± 185
Tilting correction (%)	± 8
Boom sections	2

### POWERTRAIN

Turbo motor	FPT NEF45
Displacement/cylinders	4500/4
Engine Power (kW/HP)	125/170
Anti-pollution technology	TIER 2, STAGE II
Reversible fan	-
Maximum speed (km/h)	40
Fuel tank (l)	150
AdBlue tank (l)	-
Hydrostatic transmission	CVTronic
EPD	Top
Axles	Axial
Reduction hub	Epicyclic
Machine brakes	Wet disc
Automatic parking brake	●

### HYDRAULIC

Hydraulic pump	LS + FS
Flow rate/pressure (l/min – bar)	119 - 210
Hydraulic tank	149
Hydraulic outlet at the top of the boom	●
Rear hydraulic outlets	○

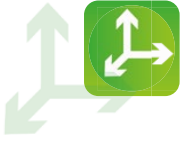
### CAB

Cab configuration	Premium
MCDC	Complet
FOPS LIV II cab	●
ROPS cab	●
Cab commands	Electronic joystick
Tilting Cab	-
Reverse shuttle	Dual reverse

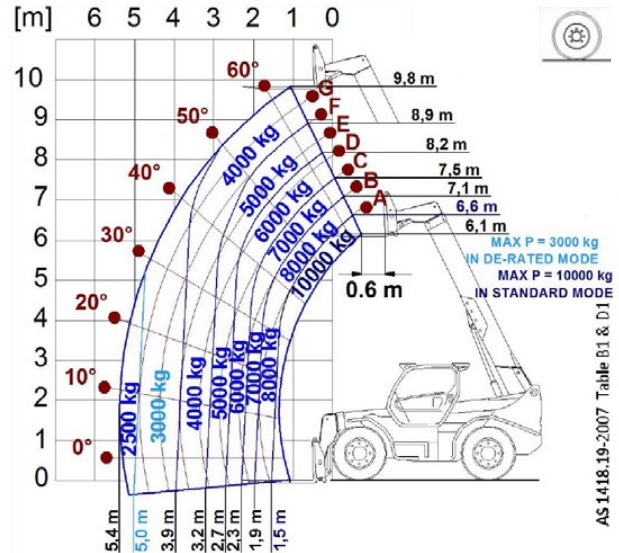
### CONFIGURATION

Cab suspension	-
Boom suspension	-
Suspension on axles	○
Work headlights on cab	●
Sun blind	●
Tac-lock	●
Provision for a platform	○
Two floating forks	●
Inching-Control	●
Four-wheel drive	●
Four-wheel steering	●
Three steering modes	●
Standard tyres	17.5-25"
Optional tyres	-
Stabilisers	-
Turret rotation	-
Type approval as an agricultural tractor	-
Approval with PNEUMATIC braking	-
Approval with HYDRAULIC braking	-
PTO	-
3-point linkage	-

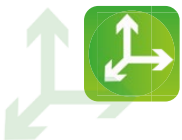
- Not Available. ● standard. ○ optional.



## LOAD CHARTS

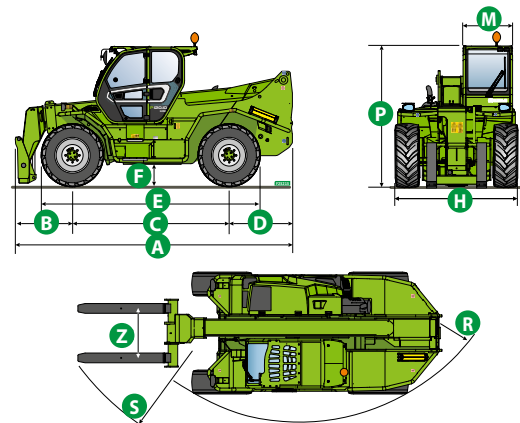



P120.10HM EE



## DIMENSIONS

	P120.10 HM EE		
A (mm)	5720		
B (mm)	1145		
C (mm)	3240		
D (mm)	1335		
E (mm)	5210		
F (mm)	450		
H (mm)	2520		
M (mm)	1010		
P (mm)	2850		
R (mm)	4300		
S (mm)	5700		
Z (mm)	635/1170		





**MERLO GROUP AUSTRALIA PTY LTD**


27 Colin Jamieson Dve, Welshpool (Perth), WA 6106  
Tel. (08) 9358 3110 - Fax (08) 9358 4110

120 Toongabbie Road, Girraween, NSW 2145  
Tel. (02) 9688 0600

Tel:1300 657 325

[info@merloaustralia.com.au](mailto:info@merloaustralia.com.au)  
[www.merloaustralia.com.au](http://www.merloaustralia.com.au)

Your Merlo dealer



DS\_P120\_0720\_AUS