

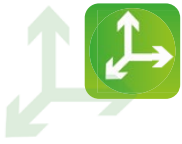


TURBOFARMER COMPACT
TF30.9-115, TF30.9 L-115


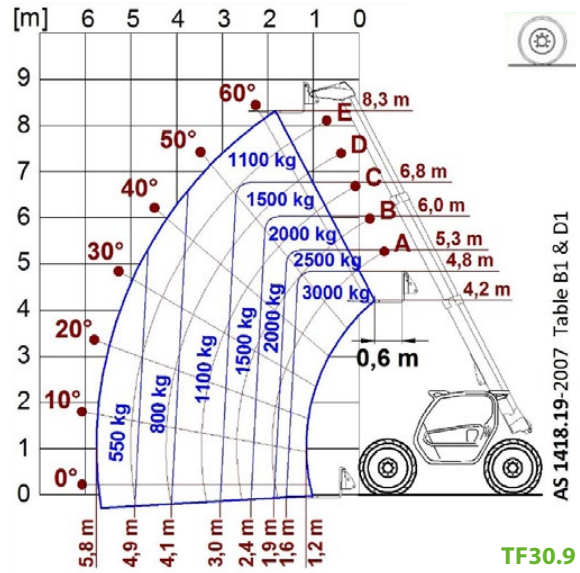


PERFORMANCE AND FEATURES	TF30.9-115		
PERFORMANCE			
Total unladen weight (kg)	6700		
Maximum capacity (kg)	3000		
Lifting height (m)	8,3		
Maximum reach (m)	5,8		
Maximum operating height (m)	4,8		
Maximum operating reach (m)	1,6		
Capacity at maximum height (kg)	1100		
Capacity at maximum reach (kg)	550		
Lateral boom movement (mm)	-		
Tilting correction (%)	-		
Boom sections	3		
POWERTRAIN			
Turbo motor	Deutz TCD3.6		
Displacement/cylinders	3600/4		
Engine Power (kW/HP)	85/115		
Anti-pollution technology	TIER 4F, STAGE IV, SCR+DOC		
Reversible fan	●		
Maximum speed (km/h)	40		
Fuel tank (l)	85		
AdBlue tank (l)	12		
Hydrostatic transmission	● - 2V		
EPD	Top		
Axles	Axial		
Reduction hub	Epicyclic		
Machine brakes	Dry disc		
Automatic parking brake	●		
HYDRAULIC			
Hydraulic pump	LS+FS		
Flow rate/pressure (l/min – bar)	125-210		
Hydraulic tank	85		
Hydraulic outlet at the top of the boom	●		
Rear hydraulic outlets	○		
CAB			
Cab configuration	ECO		
MCDC	Complet		
FOPS LIV II cab	●		
ROPS cab	●		
Cab commands	Electronic joystick		
Tilting Cab	-		
Reverse shuttle	Dual reverse		
CONFIGURATION			
Cab suspension	-		
Boom suspension	●		
Suspension on axles	-		
Work headlights on cab	●		
Sun blind	●		
Tac-lock	●		
Provision for a platform	○		
Two floating forks	●		
Inching-Control	●		
Four-wheel drive	●		
Four-wheel steering	●		
Three steering modes	●		
Standard tyres	400/70-20"		
Optional tyres	-		
Stabilisers	-		
Turret rotation	-		
Type approval as an agricultural tractor	○		
Approval with PNEUMATIC braking	-		
Approval with HYDRAULIC braking	○		
PTO	-		
3-point linkage	-		

- Not Available. ● standard. ○ optional.



LOAD CHARTS



DIMENSIONS

	TF30.9		
A (mm)	4330		
B (mm)	990		
C (mm)	2740		
D (mm)	600		
E (mm)	3910		
F (mm)	340 (300 L)		
H (mm)	2100		
M (mm)	995		
P (mm)	2120 (2020 L)		
R (mm)	3930		
S (mm)	4660		
Z (mm)	850		

